












## PROJECTEURS POUR VIDEO

- . LED INFRAOUGE (850nm standard, 740 nm et 940 nm en option sur chaque modèle)
- . LED BLANCHES VISIBLES



| ED Series High Power IR Illuminator(Newest Dot Matrix component)                    |              |              |           |          |                               |                         |                   |      |
|---|--------------|--------------|-----------|----------|-------------------------------|-------------------------|-------------------|------|
| Photo   | Model        | Distance (m) | Angle(°)  | Power(W) | Input Volt(V)                 | LED Lamps               | Size(mm)          | Note |
|    | ED04-15-IR   | 70m          | 15°-30°   | 10W      | AC85-265V/DC or 12VDC / AC24V | 4PCS high power IR LED  | 180*160*120 0.6kg | IP66 |
|   | ED04-30-IR   | 50m          | 30°-60°   |          |                               |                         |                   |      |
|   | ED04-45-IR   | 35m          | 45°-90°   |          |                               |                         |                   |      |
|   | ED04-60-IR   | 20m          | 60°-130°  |          |                               |                         |                   |      |
|   | ED04-90-IR   | 14m          | 90°-140°  |          |                               |                         |                   |      |
|   | ED04-120-IR  | 10m          | 120°-180° |          |                               |                         |                   |      |
|    | ED06-15-IR   | 90m          | 15°       | 13W      | AC85-265V/DC or 12VDC / AC24V | 6PCS high power IR LED  | 180*165*135 1.3kg | IP66 |
|   | ED06-30-IR   | 65m          | 30°       |          |                               |                         |                   |      |
|   | ED06-45-IR   | 45m          | 45°       |          |                               |                         |                   |      |
|   | ED06-60-IR   | 25m          | 60°       |          |                               |                         |                   |      |
|   | ED06-90-IR   | 18m          | 90°       |          |                               |                         |                   |      |
|   | ED06-120-IR  | 13m          | 120°      |          |                               |                         |                   |      |
|  | ED09-15-IR   | 120m         | 15°       | 24W      | AC85-265V/DC or 12VDC / AC24V | 9PCS high power IR LED  | 190*180*135 1.7kg | IP66 |
|   | ED09-30-IR   | 80m          | 30°       |          |                               |                         |                   |      |
|   | ED09-45-IR   | 55m          | 45°       |          |                               |                         |                   |      |
|   | ED09-60-IR   | 40m          | 60°       |          |                               |                         |                   |      |
|   | ED09-90-IR   | 30m          | 90°       |          |                               |                         |                   |      |
|   | ED09-120-IR  | 20m          | 120°      |          |                               |                         |                   |      |
|  | ED092-15-IR  | 200-130m     | 15°-30°   | 48W      | AC85-265V/DC or 12VDC / AC24V | 18PCS high power IR LED | 390*210*155 3.4kg | IP66 |
|   | ED092-30-IR  | 130-90m      | 30°-60°   |          |                               |                         |                   |      |
|   | ED092-45-IR  | 90-60m       | 45°-90°   |          |                               |                         |                   |      |
|   | ED092-60-IR  | 60-45m       | 60°-130°  |          |                               |                         |                   |      |
|   | ED092-90-IR  | 50-35m       | 90°-140°  |          |                               |                         |                   |      |
|   | ED092-120-IR | 30-25m       | 120°-180° |          |                               |                         |                   |      |
|  | ED093-15-IR  | 240-140m     | 15°-45°   | 72W      | AC85-265V/DC or 12VDC / AC24V | 27PCS high power IR LED | 590*215*160 5.1kg | IP66 |
|   | ED093-30-IR  | 170-100m     | 30°-90°   |          |                               |                         |                   |      |
|   | ED093-45-IR  | 110-65m      | 45°-150°  |          |                               |                         |                   |      |
|   | ED093-60-IR  | 80-50m       | 60°-180°  |          |                               |                         |                   |      |
|   | ED093-90-IR  | 60-40m       | 90°-200°  |          |                               |                         |                   |      |
|   | ED093-120-IR | 40-30m       | 120°-230° |          |                               |                         |                   |      |
|  | ED12-15-IR   | 150m         | 15°       | 28W      | AC85-265V/DC or 12VDC / AC24V | 12PCS high power IR LED | 190*180*135 1.7kg | IP66 |
|   | ED12-30-IR   | 100m         | 30°       |          |                               |                         |                   |      |
|   | ED12-45-IR   | 70m          | 45°       |          |                               |                         |                   |      |
|   | ED12-60-IR   | 50m          | 60°       |          |                               |                         |                   |      |
|   | ED12-90-IR   | 40m          | 90°       |          |                               |                         |                   |      |
|   | ED12-120-IR  | 30m          | 120°      |          |                               |                         |                   |      |
|  | ED122-15-IR  | 250-165m     | 15°-30°   | 56W      | AC85-265V/DC or 12VDC / AC24V | 24PCS high power IR LED | 390*210*155 3.4kg | IP66 |
|   | ED122-30-IR  | 165-110m     | 30°-60°   |          |                               |                         |                   |      |
|   | ED122-45-IR  | 115-80m      | 45°-90°   |          |                               |                         |                   |      |
|   | ED122-60-IR  | 80-55m       | 60°-130°  |          |                               |                         |                   |      |
|   | ED122-90-IR  | 70-45m       | 90°-140°  |          |                               |                         |                   |      |
|   | ED122-120-IR | 50-35m       | 120°-180° |          |                               |                         |                   |      |

|   |              |          |           |      |                                  |                            |                   |      |
|---|--------------|----------|-----------|------|----------------------------------|----------------------------|-------------------|------|
|    | ED123-15-IR  | 300-180m | 15°-45°   | 84W  | AC85-265V/DC<br>or 12VDC / AC24V | 36PCS high power IR<br>LED | 590*215*160 5.1kg | IP66 |
|   | ED123-30-IR  | 200-120m | 30°-90°   |      |                                  |                            |                   |      |
|   | ED123-45-IR  | 140-90m  | 45°-150°  |      |                                  |                            |                   |      |
|   | ED123-60-IR  | 100-60m  | 60°-180°  |      |                                  |                            |                   |      |
|   | ED123-90-IR  | 80-50m   | 90°-200°  |      |                                  |                            |                   |      |
|   | ED123-120-IR | 60-40m   | 120°-230° |      |                                  |                            |                   |      |
|    | ED20-15-IR   | 200m     | 15°       | 46W  | AC85-265V/DC<br>or 12VDC / AC24V | 20PCS high power IR<br>LED | 290*245*170 3.8kg | IP66 |
|   | ED20-30-IR   | 150m     | 30°       |      |                                  |                            |                   |      |
|   | ED20-45-IR   | 90m      | 45°       |      |                                  |                            |                   |      |
|   | ED20-60-IR   | 70m      | 60°       |      |                                  |                            |                   |      |
|   | ED20-90-IR   | 60m      | 90°       |      |                                  |                            |                   |      |
|   | ED20-120-IR  | 50m      | 120°      |      |                                  |                            |                   |      |
|    | ED202-15-IR  | 330-220m | 15°-30°   | 92W  | AC85-265V/DC<br>or 12VDC / AC24V | 40PCS high power IR<br>LED | 530*395*220 8.5kg | IP66 |
|   | ED202-30-IR  | 250-165m | 30°-60°   |      |                                  |                            |                   |      |
|   | ED202-45-IR  | 160-100m | 45°-90°   |      |                                  |                            |                   |      |
|   | ED202-60-IR  | 100-80m  | 60°-130°  |      |                                  |                            |                   |      |
|   | ED202-90-IR  | 80-70m   | 90°-140°  |      |                                  |                            |                   |      |
|   | ED202-120-IR | 70-60m   | 120°-180° |      |                                  |                            |                   |      |
|    | ED203-15-IR  | 400-240m | 15°-45°   | 138W | AC85-265V/DC<br>or 12VDC / AC24V | 60PCS high power IR<br>LED | 730*395*225 13kg  | IP66 |
|   | ED203-30-IR  | 300-180m | 30°-90°   |      |                                  |                            |                   |      |
|   | ED203-45-IR  | 180-110m | 45°-150°  |      |                                  |                            |                   |      |
|   | ED203-60-IR  | 110-90m  | 60°-180°  |      |                                  |                            |                   |      |
|   | ED203-90-IR  | 100-80m  | 90°-200°  |      |                                  |                            |                   |      |
|   | ED203-120-IR | 90-65m   | 120°-230° |      |                                  |                            |                   |      |
|  | ED24-15-IR   | 270m     | 15°       | 54W  | AC85-265V/DC<br>or 12VDC / AC24V | 24PCS high power IR<br>LED | 290*245*170 3.8kg | IP66 |
|   | ED24-30-IR   | 200m     | 30°       |      |                                  |                            |                   |      |
|   | ED24-45-IR   | 120m     | 45°       |      |                                  |                            |                   |      |
|   | ED24-60-IR   | 950m     | 60°       |      |                                  |                            |                   |      |
|   | ED24-90-IR   | 80m      | 90°       |      |                                  |                            |                   |      |
|   | ED24-120-IR  | 65m      | 120°      |      |                                  |                            |                   |      |
|  | ED242-15-IR  | 445-280m | 15°-30°   | 108W | AC85-265V/DC<br>or 12VDC / AC24V | 48PCS high power IR<br>LED | 530*395*220 8.5kg | IP66 |
|   | ED242-30-IR  | 340-210m | 30°-60°   |      |                                  |                            |                   |      |
|   | ED242-45-IR  | 220-130m | 45°-90°   |      |                                  |                            |                   |      |
|   | ED242-60-IR  | 135-105m | 60°-130°  |      |                                  |                            |                   |      |
|   | ED242-90-IR  | 110-90m  | 90°-140°  |      |                                  |                            |                   |      |
|   | ED242-120-IR | 95-75m   | 120°-180° |      |                                  |                            |                   |      |
|  | ED243-15-IR  | 540-290m | 15°-45°   | 162W | AC85-265V/DC<br>or 12VDC / AC24V | 72PCS high power IR<br>LED | 730*395*225 13kg  | IP66 |
|   | ED243-30-IR  | 400-220m | 30°-90°   |      |                                  |                            |                   |      |
|   | ED243-45-IR  | 240-140m | 45°-150°  |      |                                  |                            |                   |      |
|   | ED243-60-IR  | 150-115m | 60°-180°  |      |                                  |                            |                   |      |
|   | ED243-90-IR  | 135-100m | 90°-200°  |      |                                  |                            |                   |      |
|   | ED243-120-IR | 120-85m  | 120°-230° |      |                                  |                            |                   |      |

### ED Series High Power White Light Illuminator

| Photo   | Model      | Distance (m) | Angle(°) | Power(W) | Input Volt(V)                     | LED Lamps                                | Size(mm)          | Note |
|---|------------|--------------|----------|----------|-----------------------------------|--|-------------------|------|
|  | ED04-15-W  | 70m          | 15°      | 9W       | AC110V/AC165-<br>265V/DC12V/AC24V | 4pcs high power white<br>light LED 800lm | 180*165*135 0.6kg | IP66 |
|   | ED04-30-W  | 50m          | 30°      |          |                                   |  |                   |      |
|   | ED04-45-W  | 35m          | 45°      |          |                                   |  |                   |      |
|   | ED04-60-W  | 25m          | 60°      |          |                                   |  |                   |      |
|   | ED04-90-W  | 15m          | 90°      |          |                                   |  |                   |      |
|   | ED04-120-W | 10m          | 120°     |          |                                   |  |                   |      |
|  | ED06-15-W  | 100m         | 15°      | 11W      | AC85-<br>265V/DC12V/AC24V         | 6PCS high power white<br>light LED 900lm | 180*165*135 1.3kg | IP66 |
|   | ED06-30-W  | 80m          | 30°      |          |                                   |  |                   |      |
|   | ED06-45-W  | 60m          | 45°      |          |                                   |  |                   |      |
|   | ED06-60-W  | 40m          | 60°      |          |                                   |  |                   |      |
|   | ED06-90-W  | 25m          | 90°      |          |                                   |  |                   |      |
|   | ED06-120-W | 15m          | 120°     |          |                                   |  |                   |      |





|   |             |          |           |      |                              |   |                    |      |
|---|-------------|----------|-----------|------|------------------------------|---|--------------------|------|
|    | ED09-15-W   | 140m     | 15°       | 20W  | AC85-265V/DC12V/AC24V        | 9pcs high power white light LED1800lm   | 190*180*135 1.7kg  | IP66 |
|   | ED09-30-W   | 110m     | 30°       |      |                              |   |                    |      |
|   | ED09-45-W   | 80m      | 45°       |      |                              |   |                    |      |
|   | ED09-60-W   | 60m      | 60°       |      |                              |   |                    |      |
|   | ED09-90-W   | 45m      | 90°       |      |                              |   |                    |      |
|   | ED09-120-W  | 25m      | 120°      |      |                              |   |                    |      |
|    | ED092-15-W  | 200-150m | 15°-30°   | 40W  | AC85-265V/DC12V/AC24V        | 18pcs high power white light LED 3600lm | 390*210*155 3.4kg  | IP66 |
|   | ED092-30-W  | 160-120m | 30°-60°   |      |                              |   |                    |      |
|   | ED092-45-W  | 120-90m  | 45°-90°   |      |                              |   |                    |      |
|   | ED092-60-W  | 100-65m  | 60°-120°  |      |                              |   |                    |      |
|   | ED092-90-W  | 80-50m   | 90°-140°  |      |                              |   |                    |      |
|   | ED092-120-W | 40-30m   | 120°-180° |      |                              |   |                    |      |
|    | ED093-15-W  | 280-160m | 15°-45°   | 60W  | AC85-265V/DC12V/AC24V        | 27pcs high power white light LED 5400lm | 590*215*160 5.1kg  | IP66 |
|   | ED093-30-W  | 240-130m | 30°-90°   |      |                              |   |                    |      |
|   | ED093-45-W  | 180-100m | 45°-150°  |      |                              |   |                    |      |
|   | ED093-60-W  | 150-70m  | 60°-180°  |      |                              |   |                    |      |
|   | ED093-90-W  | 120-55m  | 90°-200°  |      |                              |   |                    |      |
|   | ED093-120-W | 80-40m   | 120°-230° |      |                              |   |                    |      |
|    | ED12-15-W   | 180m     | 15°       | 26W  | AC85-265V/DC12V/AC24V        | 12pcs high power white light LED 2400lm | 190*180*135 1.7kg  | IP66 |
|   | ED12-30-W   | 150m     | 30°       |      |                              |   |                    |      |
|   | ED12-45-W   | 110m     | 45°       |      |                              |   |                    |      |
|   | ED12-60-W   | 90m      | 60°       |      |                              |   |                    |      |
|   | ED12-90-W   | 70m      | 90°       |      |                              |   |                    |      |
|   | ED12-120-W  | 30m      | 120°      |      |                              |   |                    |      |
|   | ED122-15-W  | 250-190m | 15°-30°   | 52W  | AC85-265V/DC12V/AC24V        | 24pcs high power white light LED 4800lm | 390*210*155 3.4kg  | IP66 |
|   | ED122-30-W  | 210-160m | 30°-60°   |      |                              |   |                    |      |
|   | ED122-45-W  | 160-120m | 45°-90°   |      |                              |   |                    |      |
|   | ED122-60-W  | 130-100m | 60°-130°  |      |                              |   |                    |      |
|   | ED122-90-W  | 110-80m  | 90°-140°  |      |                              |   |                    |      |
|   | ED122-120-W | 65-40m   | 120°-180° |      |                              |   |                    |      |
|  | ED123-15-W  | 320-200m | 15°-45°   | 78W  | AC85-265V/DC12V/AC24V        | 36pcs high power white light LED 7200lm | 590*215*160 5.1kg  | IP66 |
|   | ED123-30-W  | 280-170m | 30°-90°   |      |                              |   |                    |      |
|   | ED123-45-W  | 200-130m | 45°-150°  |      |                              |   |                    |      |
|   | ED123-60-W  | 170-100m | 60°-180°  |      |                              |   |                    |      |
|   | ED123-90-W  | 130-90m  | 90°-200°  |      |                              |   |                    |      |
|   | ED123-120-W | 80-50m   | 120°-230° |      |                              |   |                    |      |
|  | ED20-15-W   | 220m     | 15°       | 46W  | AC85-265V/DC12V/AC24V        | 20pcs high power white light LED 4000lm | 290*245*170 3.8kg  | IP66 |
|   | ED20-30-W   | 190m     | 30°       |      |                              |   |                    |      |
|   | ED20-45-W   | 150m     | 45°       |      |                              |   |                    |      |
|   | ED20-60-W   | 120m     | 60°       |      |                              |   |                    |      |
|   | ED20-90-W   | 90m      | 90°       |      |                              |   |                    |      |
|   | ED20-120-W  | 60m      | 120°      |      |                              |   |                    |      |
|  | ED202-15-W  | 340-230m | 15°-30°   | 92W  | AC85-265V/DC12V/AC24V        | 48pcs high power white light LED 7200lm | 530*395*220 8.5kg  | IP66 |
|   | ED202-30-W  | 290-200m | 30°-60°   |      |                              |   |                    |      |
|   | ED202-45-W  | 250-160m | 45°-90°   |      |                              |   |                    |      |
|   | ED202-60-W  | 190-130m | 60°-120°  |      |                              |   |                    |      |
|   | ED202-90-W  | 150-100m | 90°-140°  |      |                              |   |                    |      |
|   | ED202-120-W | 100-70m  | 120°-180° |      |                              |   |                    |      |
|  | ED203-15-W  | 400-240m | 15°-45°   | 138W | AC85-265V/DC12V/AC24V        | 60pcs high power white light LED 9800lm | 730*395*225 13kg   | IP66 |
|   | ED203-30-W  | 340-210m | 30°-90°   |      |                              |   |                    |      |
|   | ED203-45-W  | 280-170m | 45°-150°  |      |                              |   |                    |      |
|   | ED203-60-W  | 220-140m | 60°-180°  |      |                              |   |                    |      |
|   | ED203-90-W  | 170-110m | 90°-200°  |      |                              |   |                    |      |
|   | ED203-120-W | 120-80m  | 120°-230° |      |                              |   |                    |      |
|  | ED24-15-W   | 260m     | 15°       | 54W  | AC110/AC165-265V/DC12V/AC24V | 24pcs high power white light LED 4800lm | 290*245*170 3.75kg | IP66 |
|   | ED24-30-W   | 220m     | 30°       |      |                              |   |                    |      |
|   | ED24-45-W   | 170m     | 45°       |      |                              |   |                    |      |
|   | ED24-60-W   | 140m     | 60°       |      |                              |   |                    |      |
|   | ED24-90-W   | 120m     | 90°       |      |                              |   |                    |      |
|   | ED24-120-W  | 80m      | 120°      |      |                              |   |                    |      |

|   |             |          |           |      |                              |  |                   |      |
|---|-------------|----------|-----------|------|------------------------------|--|-------------------|------|
|  | ED242-15-W  | 380-270m | 15°-30°   | 108W | AC110/AC165-265V/DC12V/AC24V | 48pcs high power white light LED 8600lm  | 530*395*220 8.5kg | IP66 |
|   | ED242-30-W  | 320-230m | 30°-60°   |      |                              |  |                   |      |
|   | ED242-45-W  | 260-180m | 45°-90°   |      |                              |  |                   |      |
|   | ED242-60-W  | 200-150m | 60°-130°  |      |                              |  |                   |      |
|   | ED242-90-W  | 160-130m | 90°-140°  |      |                              |  |                   |      |
|   | ED242-120-W | 120-90m  | 120°-180° |      |                              |  |                   |      |
|  | ED243-15-W  | 450-280m | 15°-45°   | 162W | AC110/AC165-265V/DC12V/AC24V | 72pcs high power white light LED 12960lm | 730*395*225 13kg  | IP66 |
|   | ED243-30-W  | 380-240m | 30°-90°   |      |                              |  |                   |      |
|   | ED243-45-W  | 320-190m | 45°-150°  |      |                              |  |                   |      |
|   | ED243-60-W  | 260-160m | 60°-180°  |      |                              |  |                   |      |
|   | ED243-90-W  | 200-140m | 90°-200°  |      |                              |  |                   |      |
|   | ED243-120-W | 140-100m | 120°-230° |      |                              |  |                   |      |




Distance évaluée avec une caméra WATEC WAT-902H2U

La sensibilité de la caméra influe considérablement sur la portée d'éclairage






### Mini Series IR Illuminator

| Photo   | Model        | Distance (m)              | Angle (°) | Power (W) | Input Volt (V) | LED Lamps                | Size(mm)          | Note                  |
|---|--------------|---------------------------|-----------|-----------|----------------|--------------------------|-------------------|-----------------------|
|    | HA02-15-IR   | 40m                       | 15°       | 2W        | DC12V          | 1pc 2W High Power IR LED | 50*50*105 0.17kg  | IP66                  |
|   | HA02-30-IR   | 28m                       | 30°       |           |                |                          |                   |                       |
|   | HA02-45-IR   | 20m                       | 45°       |           |                |                          |                   |                       |
|   | HA02-60-IR   | 12m                       | 60°       |           |                |                          |                   |                       |
|   | HA02-90-IR   | 8m                        | 90°       |           |                |                          |                   |                       |
|   | HA02-120-IR  | 5m                        | 120°      |           |                |                          |                   |                       |
|   | HA03-15-IR   | 60m                       | 15°       | 6W        | DC12V/AC24V    | 3pcs High Power IR LED   | 130*110*100 0.4kg | IP66                  |
|   | HA03-30-IR   | 40m                       | 30°       |           |                |                          |                   |                       |
|   | HA03-45-IR   | 30m                       | 45°       |           |                |                          |                   |                       |
|   | HA03-60-IR   | 16m                       | 60°       |           |                |                          |                   |                       |
|   | HA03-90-IR   | 11m                       | 90°       |           |                |                          |                   |                       |
|   | HA03-120-IR  | 8m                        | 120°      |           |                |                          |                   |                       |
|  | HA06-15-IR   | 120m                      | 15°       | 12W       | DC12V          | 6pcs High Power IR LED   | 140*115*105 0.6kg | IP66                  |
|   | HA06-30-IR   | 80m                       | 30°       |           |                |                          |                   |                       |
|   | HA06-45-IR   | 60m                       | 45°       |           |                |                          |                   |                       |
|   | HA06-60-IR   | 40m                       | 60°       |           |                |                          |                   |                       |
|   | HA06-90-IR   | 22m                       | 90°       |           |                |                          |                   |                       |
|   | HA06-120-IR  | 16m                       | 120°      |           |                |                          |                   |                       |
|  | N8150-160-IR | 3-5M<br>150m <sup>2</sup> | 160       | 2.4W      | DC12V          | 3pcs High Power IR LED   | 110*110*45 0.4kg  | IP65<br>Special Offer |







### Mini Series White Light Illuminator

| Photo   | Model       | Distance (m)              | Angle (°) | Power (W) | Input Volt (V) | LED Lamps                       | Size(mm)          | Note |
|---|-------------|---------------------------|-----------|-----------|----------------|---------------------------------|-------------------|------|
|  | HA03-15-W   | 30m                       | 15°       | 3.6W      | DC12V/AC24V    | 3pcs High Power white light LED | 120*190*105 0.4kg | IP66 |
|   | HA03-30-W   | 20m                       | 30°       |           |                |                                 |                   |      |
|   | HA03-45-W   | 15m                       | 45°       |           |                |                                 |                   |      |
|   | HA03-60-W   | 8m                        | 60°       |           |                |                                 |                   |      |
|   | HA03-90-W   | 3m                        | 90°       |           |                |                                 |                   |      |
|   | HA03-120-W  | 2m                        | 120°      |           |                |                                 |                   |      |
|  | HA06-15-W   | 80m                       | 15°       | 12W       | DC12V          | 6pcs High Power white light LED | 140*115*105 0.6kg | IP66 |
|   | HA06-30-W   | 60m                       | 30°       |           |                |                                 |                   |      |
|   | HA06-45-W   | 50m                       | 45°       |           |                |                                 |                   |      |
|   | HA06-60-W   | 30m                       | 60°       |           |                |                                 |                   |      |
|   | HA06-90-W   | 15m                       | 90°       |           |                |                                 |                   |      |
|   | HA06-120-W  | 10m                       | 120°      |           |                |                                 |                   |      |
|  | N8150-160-W | 3-5m<br>150m <sup>2</sup> | 160°      | 2.4W      | DC12V          | 3pcs High Power white light LED | 110*110*45 0.4kg  | IP65 |

| <b>PoE IR Illuminator</b>   |              |              |           |                                   |                            |                                 |                   |            |
|---|--------------|--------------|-----------|-----------------------------------|----------------------------|---------------------------------|-------------------|------------|
| Photo   | Model        | Distance (m) | Angle (°) | Power (W)                         | Input Volt (V)             | LED Lamps                       | Size(mm)          | Note       |
|    | ED06P-15-IR  | 90m          | 15°       | 13W                               | PoE IEEE 802.3af           | 6pcs high power IR LED          | 180*160*135 1.3kg | IP66       |
|   | ED06P-30-IR  | 65m          | 30°       |                                   |                            |                                 |                   |            |
|   | ED06P-45-IR  | 45m          | 45°       |                                   |                            |                                 |                   |            |
|   | ED06P-60-IR  | 25m          | 60°       |                                   |                            |                                 |                   |            |
|   | ED06P-90-IR  | 18m          | 90°       |                                   |                            |                                 |                   |            |
|   | ED06P-120-IR | 13m          | 120°      |                                   |                            |                                 |                   |            |
|    | ED09P-15-IR  | 120m         | 15°       | 24W                               | PoE IEEE 802.3af           | 9pcs high power IR LED          | 190*180*135 1.7kg | IP66       |
|   | ED09P-30-IR  | 80m          | 30°       |                                   |                            |                                 |                   |            |
|   | ED09P-45-IR  | 55m          | 45°       |                                   |                            |                                 |                   |            |
|   | ED09P-60-IR  | 40m          | 60°       |                                   |                            |                                 |                   |            |
|   | ED09P-90-IR  | 30m          | 90°       |                                   |                            |                                 |                   |            |
|   | ED09P-120-IR | 20m          | 120°      |                                   |                            |                                 |                   |            |
| <b>PoE White Light Illuminator</b>  |              |              |           |                                   |                            |                                 |                   |            |
| Photo   | Model        | Distance (m) | Angle (°) | Power (W)                         | Input Volt (V)             | LED Lamps                       | Size(mm)          | Note       |
|    | ED06P-15-W   | 100m         | 15°       | 11W                               | PoE IEEE 802.3af           | 6pcs high power white light LED | 180*160*135 1.3kg | IP66       |
|   | ED06P-30-W   | 80m          | 30°       |                                   |                            |                                 |                   |            |
|   | ED06P-45-W   | 60m          | 45°       |                                   |                            |                                 |                   |            |
|   | ED06P-60-W   | 40m          | 60°       |                                   |                            |                                 |                   |            |
|   | ED06P-90-W   | 25m          | 90°       |                                   |                            |                                 |                   |            |
|   | ED06P-120-W  | 15m          | 120°      |                                   |                            |                                 |                   |            |
|  | ED09P-15-W   | 140m         | 15°       | 20W                               | PoE IEEE 802.3af           | 9pcs high power white light LED | 190*180*135 1.7kg | IP66       |
|   | ED09P-30-W   | 110m         | 30°       |                                   |                            |                                 |                   |            |
|   | ED09P-45-W   | 80m          | 45°       |                                   |                            |                                 |                   |            |
|   | ED09P-60-W   | 60m          | 60°       |                                   |                            |                                 |                   |            |
|   | ED09P-90-W   | 45m          | 90°       |                                   |                            |                                 |                   |            |
|   | ED09P-120-W  | 25m          | 120°      |                                   |                            |                                 |                   |            |
| <b>IR Camera Housing</b>  |              |              |           |                                   |                            |                                 |                   |            |
| Photo   | Model        | Distance (m) | Angle (°) | Power (W)                         | Input Volt (V)             | LED Lamps                       | Size(mm)          | Note       |
|  | ED04H-15-IR  | 70m          | 15°       | 9W                                | DC12V                      | 2pcs High Power IR LED          | 365*210*165 0.9kg | IP65       |
|   | ED04H-30-IR  | 50m          | 30°       |                                   |                            |                                 |                   |            |
|   | ED04H-45-IR  | 35m          | 45°       |                                   |                            |                                 |                   |            |
|   | ED04H-60-IR  | 20m          | 60°       |                                   |                            |                                 |                   |            |
|   | ED04H-90-IR  | 8m           | 90°       |                                   |                            |                                 |                   |            |
|  | ED06H-15-IR  | 120m         | 15°       | 12W                               | AC85-265V/AC24V/DC12V      | 4pcs High Power IR LED          | 545*260*215 4.6kg | IP65       |
|   | ED06H-30-IR  | 80m          | 30°       |                                   |                            |                                 |                   |            |
|   | ED06H-45-IR  | 60m          | 45°       |                                   |                            |                                 |                   |            |
|   | ED06H-60-IR  | 40m          | 60°       |                                   |                            |                                 |                   |            |
|   | ED06H-90-IR  | 15m          | 90°       |                                   |                            |                                 |                   |            |
|  | ED08H-15-IR  | 140m         | 15°       | 25W                               | AC85-265V/AC24V/DC12V/ PoE | 8pcs High Power IR LED          | 545*260*215 4.6kg | IP65       |
|   | ED08H-30-IR  | 100m         | 30°       |                                   |                            |                                 |                   |            |
|   | ED08H-45-IR  | 80m          | 45°       |                                   |                            |                                 |                   |            |
|   | ED08H-60-IR  | 70m          | 60°       |                                   |                            |                                 |                   |            |
|   | ED08H-90-IR  | 40m          | 90°       |                                   |                            |                                 |                   |            |
|  | ED08PH-15-IR | 140m         | 15°       | 30W(Power LED,blower & IP camera) | PoE IEEE 802.3af           | 8pcs High Power IR LED          | 545*260*215 4.6kg | (PoE) IP65 |
|   | ED08PH-30-IR | 100m         | 30°       |                                   |                            |                                 |                   |            |
|   | ED08PH-45-IR | 80m          | 45°       |                                   |                            |                                 |                   |            |
|   | ED08PH-60-IR | 70m          | 60°       |                                   |                            |                                 |                   |            |
|   | ED08PH-90-IR | 40m          | 90°       |                                   |                            |                                 |                   |            |
| ED08PH-120-IR   | 25m          | 120°         |           |                                   |                            |                                 |                   |            |



|   |              |      |     |                 |                                   |                            |                         |      |
|---|--------------|------|-----|-----------------|-----------------------------------|----------------------------|-------------------------|------|
|  | P06H-15-IR   | 130m | 15° | 12W             | AC110-220V                        | 2W High Power IR LED*6Pcs  | 625*250*215 4.8kg       | IP66 |
|   | P06H-30-IR   | 90m  | 30° |                 |                                   |                            |                         |      |
|   | P06H-45-IR   | 70m  | 45° |                 |                                   |                            |                         |      |
|   | P06H-60-IR   | 60m  | 60° |                 |                                   |                            |                         |      |
|   | P06H-90-IR   | 20m  | 90° |                 |                                   |                            |                         |      |
|  | P10H-15-IR-A | 160m | 15° | 22W(Adjustable) | AC110-220V                        | 2W High Power IR LED*10Pcs | 482*225*170 3.85kg      | IP66 |
|   | P10H-30-IR-A | 120m | 30° |                 |                                   |                            |                         |      |
|   | P10H-45-IR-A | 90m  | 45° |                 |                                   |                            |                         |      |
|   | P10H-60-IR-A | 80m  | 60° |                 |                                   |                            |                         |      |
|   | P10H-90-IR-A | 50m  | 90° |                 |                                   |                            |                         |      |
|  | P10H-15-IR   | 160m | 15° | 20W             | AC110-220V (AC24V/DC12V OPTIONAL) | 2W High Power IR LED*10Pcs | 490*235*185 4kg         | IP66 |
|   | P10H-30-IR   | 120m | 30° |                 |                                   |                            |                         |      |
|   | P10H-45-IR   | 90m  | 45° |                 |                                   |                            |                         |      |
|   | P10H-60-IR   | 80m  | 60° |                 |                                   |                            |                         |      |
|   | P10H-90-IR   | 50m  | 90° |                 |                                   |                            |                         |      |
|  | P3806H-15-IR | 80m  | 15° | 9W              | AC110-220V /DC12V                 | 2W High Power IR LED*6Pcs  | 160*430*155 1.7kg       | IP65 |
|   | P3806H-30-IR | 60m  | 30° |                 |                                   |                            |                         |      |
|   | P3806H-45-IR | 40m  | 45° |                 |                                   |                            |                         |      |
|   | P3806H-60-IR | 25m  | 60° |                 |                                   |                            |                         |      |
|   | P3806H-90-IR | 10m  | 90° |                 |                                   |                            |                         |      |
|  | B5400-30-IR  | 80m  | 30° | 1000mA<br>25W   | AC110-220V                        | 54PCS φ10mm LED            | 17.2*15.5*39cm<br>2.8kg |      |
|   | B5400-45-IR  | 60m  | 45° |                 |                                   |                            |                         |      |





### White Light Camera Housing

| Photo   | Model       | Distance (m) | Angle (°) | Power (W) | Input Volt (V)         | LED Lamps                       | Size(mm)           | Note          |
|---|-------------|--------------|-----------|-----------|------------------------|---------------------------------|--------------------|---------------|
|  | ED04H-15-W  | 25m          | 15°       | 8W        | DC12V                  | 4pcs High Power white light LED | 365*210*165 0.9kg  | IP65          |
|   | ED04H-30-W  | 15m          | 30°       |           |                        |                                 |                    |               |
|   | ED04H-45-W  | 10m          | 45°       |           |                        |                                 |                    |               |
|   | ED04H-60-W  | 5m           | 60°       |           |                        |                                 |                    |               |
|   | ED04H-90-W  | 3m           | 90°       |           |                        |                                 |                    |               |
|  | ED06H-15-W  | 60m          | 15°       | 11W       | AC85-265V/AC24V/DC12V  | 6pcs High Power white light LED | 455*260*215 3.25kg | IP65          |
|   | ED06H-30-W  | 35m          | 30°       |           |                        |                                 |                    |               |
|   | ED06H-45-W  | 25m          | 45°       |           |                        |                                 |                    |               |
|   | ED06H-60-W  | 15m          | 60°       |           |                        |                                 |                    |               |
|   | ED06H-90-W  | 8m           | 90°       |           |                        |                                 |                    |               |
|  | ED06PH-15-W | 50m          | 15°       | 11W       | PoE IEEE 802.3af       | 6pcs High Power white light LED | 455*260*215 3.25kg | (PoE)<br>IP65 |
|   | ED06PH-30-W | 35m          | 30°       |           |                        |                                 |                    |               |
|   | ED06PH-45-W | 25m          | 45°       |           |                        |                                 |                    |               |
|   | ED06PH-60-W | 15m          | 60°       |           |                        |                                 |                    |               |
|   | ED06PH-90-W | 8m           | 90°       |           |                        |                                 |                    |               |
|  | P3806H-15-W | 40m          | 15°       | 9W        | AC85-265V/DC12V        | 6pcs High Power white light LED | 170*410*150 1.7kg  | IP65          |
|   | P3806H-30-W | 30m          | 30°       |           |                        |                                 |                    |               |
|   | P3806H-45-W | 20m          | 45°       |           |                        |                                 |                    |               |
|   | P3806H-60-W | 10m          | 60°       |           |                        |                                 |                    |               |
|   | P3806H-90-W | 5m           | 90°       |           |                        |                                 |                    |               |
|  | P06H-15-W   | 25m          | 15°       | 12W       | AC110-220V             | 2W High Power IR LED*6Pcs       | 625*250*215 4.8kg  | IP66          |
|   | P06H-30-W   | 15m          | 30°       |           |                        |                                 |                    |               |
|   | P06H-45-W   | 10m          | 45°       |           |                        |                                 |                    |               |
|   | P06H-60-W   | 5m           | 60°       |           |                        |                                 |                    |               |
|   | P06H-90-W   | 3m           | 90°       |           |                        |                                 |                    |               |
|  | P10H-15-W   | 40m          | 15°       | 20W       | DC12V/AC24V(universal) | 2W High Power IR LED*10Pcs      | 482*225*170 3.85kg | IP66          |
|   | P10H-30-W   | 30m          | 30°       |           |                        |                                 |                    |               |
|   | P10H-45-W   | 20m          | 45°       |           |                        |                                 |                    |               |
|   | P10H-60-W   | 10m          | 60°       |           |                        |                                 |                    |               |
|   | P10H-90-W   | 5m           | 90°       |           |                        |                                 |                    |               |

| LPR/ANPR System LED Strobe Light  |                            |                     |                                    |                           |                            |  |                    |      |
|---|----------------------------|---------------------|------------------------------------|---------------------------|----------------------------|--|--------------------|------|
| Photo   | Model                      | Distance (m)        | Angle(°)                           | Power(W)                  | Input Volt(V)              | LED Lamps  | Size(mm)           | Note |
|    | SL3103-IR                  | 10~20m, width 5~10m | 10°(standard), 30°, 45° (optional) | Average ≅ 20 W, Peak 40W  | AC165V~220V                | 16pcs high power IR LED  | 122x125x134 2.4kg  | IP67 |
|    | SL101-IR                   | 15m-50m             | 15°(standard), 30°, 45° (optional) | Average ≅ 40 W Peak: 100W | AC110V /AC165V~265V/ DC12V | 48pcs high power IR LED  | 261*261*90 3.75kg  | IP66 |
|    | SL102-IR                   | 5m-20m              | 15°(standard), 30°, 45° (optional) | Average ≅ 30 W Peak: 50W  | AC110V /AC165V~265V/ DC12V | 20pcs high power IR LED  | 261*202*90 2.5kg   | IP66 |
|    | SL202 (Xenon strobe light) |                     | ±15°                               | ≅300W S/45m               | AC220V (AC165V~265V)       | Power per flash adjustable (80%, 85%, 90%, 95% and 100%)<br>Flash Times: more than 3million times<br>Recycle Time: 0.001-0.1s<br>Trigger Method: Electrical level, Switching value | 320x190x190 3.85kg | IP65 |
|   | SL101-W                    | 15m~50m             | 15°(standard), 30°, 45° (optional) | Average ≅ 45 W, Peak 168W | AC110V /AC165V~265V/ DC12V | 48pcs Osram high power White Light LED   | 261*261*90 3.75kg  | IP66 |
|  | SL102-W                    | 5m~20m              | 15°(standard), 30°, 45° (optional) | Average ≅ 40 W, Peak 108W | AC110V /AC165V~265V/ DC12V | 20pcs Osram high power White Light LED   | 261*202*90 2.5kg   | IP66 |
|  | SL103-W                    | 15~28m, width 5~10m |                                    | Average ≅ 35 W, Peak 180W | AC165V~220V                | 16pcs cree 5w high brightness White Light LED  | 122*125*134 2.4kg  | IP66 |
| Vandal Resistant White Light Illuminator  |                            |                     |                                    |                           |                            |  |                    |      |
| Photo   | Model                      | Distance (m)        | Angle(°)                           | Power(W)                  | Input Volt(V)              | LED Lamps  | Size(mm)           | Note |
|  | EG08-30-W                  | 1m-30m              | 30°                                |                           | DC12V/AC24V                | 8pcs White light LED   | 145*135*95 0.6kg   | IP66 |
|   | EG08-45-W                  | 1m-25m              | 45°                                |                           |                            |  |                    |      |
|   | EG08-60-W                  | 1m-15m              | 60°                                |                           |                            |  |                    |      |
|  | EG15-30-W                  | 1m-45m              | 30°                                |                           | DC12V/AC24V                | 15pcs White light LED  | 185*155*110 1kg    | IP66 |
|   | EG15-45-W                  | 1m-30m              | 45°                                |                           |                            |  |                    |      |
|   | EG15-60-W                  | 1m-20m              | 60°                                |                           |                            |  |                    |      |



| General Infrared Illuminator  |             |               |           |              |              |                 |                           |               |
|---|-------------|---------------|-----------|--------------|--------------|-----------------|---------------------------|---------------|
| PHOTO   | Model No.   | Distance (m2) | Angle (°) | Current (mA) | Voltage (V)  | LED Lamps       | Size(mm) GW               | Note          |
|  | A8100-15-IR | 60m           | 15°       | 1000         | DC12V /AC24V | 140 PCSφ5mm LED | 175*145*125 1.2kg         | Special Offer |
|   | A8100-30-IR | 60m           | 30°       |              |              |                 |                           |               |
|   | A8100-45-IR | 50m           | 45°       |              |              |                 |                           |               |
|   | A8100-60-IR | 40m           | 60°       |              |              |                 |                           |               |
|  | A48-15-IR   | 50m           | 15°       | 500          | AC110-220V   | 48pcsΦ10mm LED  | 13.5*11.5*10cm<br>0.7kg   |               |
|   | A48-30-IR   | 45m           | 30°       |              |              |                 |                           |               |
|   | A48-45-IR   | 30m           | 45°       |              |              |                 |                           |               |
|   | A48-60-IR   | 25m           | 60°       |              |              |                 |                           |               |
|   | A48-90-IR   | 20m           | 90°       |              |              |                 |                           |               |
|   | A48-120-IR  | 15m           | 120°      |              |              |                 |                           |               |
|  | B96-15-IR   | 100m          | 15°       | 900          | AC110-220V   | 96pcsΦ10mm LED  | 17.5*14.5*12.5cm<br>1.2kg |               |
|   | B96-30-IR   | 90m           | 30°       |              |              |                 |                           |               |
|   | B96-45-IR   | 80m           | 45°       |              |              |                 |                           |               |
|   | B96-60-IR   | 70m           | 60°       |              |              |                 |                           |               |
|   | B96-90-IR   | 60m           | 90°       |              |              |                 |                           |               |
|   | B96-120-IR  | 50m           | 120°      |              |              |                 |                           |               |

| General White Light Illuminator   |             |               |           |              |                                 |                   |                           |      |
|---|-------------|---------------|-----------|--------------|---------------------------------|-------------------|---------------------------|------|
| PHOTO   | Model No.   | Distance (m2) | Angle (°) | Current (mA) | Voltage (V)                     | LED Lamps         | Size&GW                   | Note |
|   | A8100-30-W  | 60m           | 30°       | 900          | AC110-220V, DC12V, AC24V Option | 140 PCSφ5mm30°LED | 17.5*14.5*12.5cm<br>1.2kg |      |
|   | A8100-45-W  | 50m           | 45°       | 900          |                                 | 140 PCSφ5mm45°LED |                           |      |
|   | A8100-60-W  | 40m           | 60°       | 900          |                                 | 140 PCSφ5mm60°LED |                           |      |
|  | A48-15-W    | 30m           | 15°       | 500          | AC110-220V                      | 48pcsΦ10mm LED    | 13.5*11.5*10cm<br>0.7kg   |      |
|   | A48-30-W    | 25m           | 30°       |              |                                 |                   |                           |      |
|   | A48-40-W    | 15m           | 40°       |              |                                 |                   |                           |      |
|   | A48-130-W   | 6m            | 130°      |              |                                 |                   |                           |      |
|   | A48-160-W   | 3m            | 160°      |              |                                 |                   |                           |      |
|  | B96-15-W    | 60m           | 15°       | 900          | AC110-220V                      | 96pcsΦ10mm LED    | 18*15*13cm                |      |
|   | B96-30-W    | 45m           | 30°       |              |                                 |                   |                           |      |
|   | B96-40-W    | 25m           | 40°       |              |                                 |                   |                           |      |
|   | B96-130-W   | 15m           | 130°      |              |                                 |                   |                           |      |
|   | B96-160-W   | 10m           | 160°      |              |                                 |                   |                           |      |
|  | A8100-30-W  | 40m           | 30°       | 900          | DC12V/AC24V                     | 140 PCSφ5mm LED   | 18*15*13cm                |      |
|   | A8100-40-W  | 30m           | 40°       |              |                                 |                   |                           |      |
|   | A8100-85-W  | 15m           | 85°       |              |                                 |                   |                           |      |
|   | A8100-130-W | 10m           | 130°      |              |                                 |                   |                           |      |
|   | A8100-160-W | 6m            | 160°      |              |                                 |                   |                           |      |

**Notes:**

※ Garantie: 2 ans

※ Longueur d'onde IR standard 850nm. **740nm et 940nm disponibles en option**

※ Certificats: CE, RoHS, FCC.