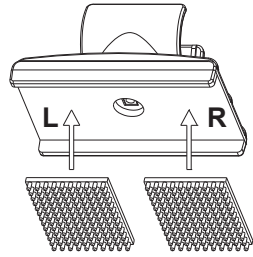


## 3M Dual Lock Tape Attaching Tips

To ensure a perfect match of two subjects using the supplied 3M Dual Lock tapes (this applies to Velcro too), here's how to proceed:

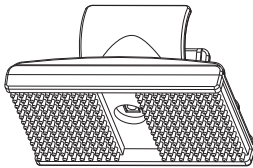
### Step 1:

Clean the surface of the ER-18 mount with alcohol and wipe dry before you start. Attach the supplied smaller 3M Dual lock tapes as shown in illustration 1. Align the 3M Dual lock tapes of the very left and right side of the mount. Leave the tapes attached to the mount for at least 24 hours for maximum holding force.



### Step 2:

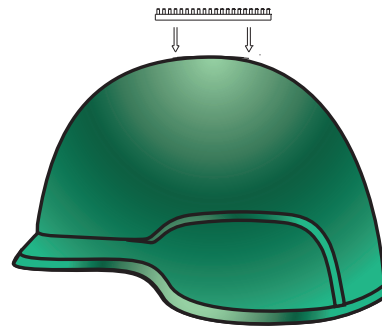
When the two smaller 3M Dual Lock tapes are correctly attached to the sides of the mount an adequate space should be vacant in the middle as shown in illustration 2. By reserving a dent in the middle would ensure the 3M Dual Lock tapes strongly attached to a sphere shape object like a helmet.



(4)

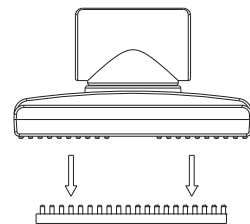
### Step 3:

Clean the surface of the helmet with alcohol and wipe dry before you start attach the supplied bigger 3M Dual Lock tapes as shown in illustration 3.



### Step 4:


It is very important to leave both the mount and helmet attached to each other for at least 24 hours. This would ensure the tapes deliver maximum adhesive power so that when detaching the mount from the helmet the tapes would not tear off from the object.



(5)

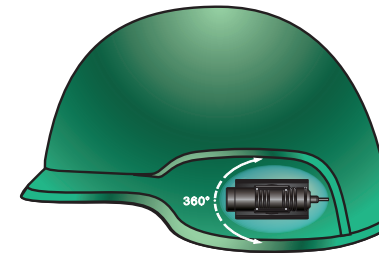
### Application 1

■ Attaching the mount on the top of a helmet



### Application 2

■ Attaching the mount on the side of a helmet



(The camera angle is adjustable upwards or downwards)

(6)

## YSD-LP17 & YSD-LP20 Bodyworn & In-car Applications

### Fixed on lapel



### Fixed on windshield



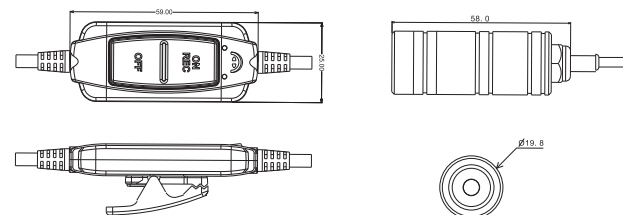
### Fixed on dashboard



(7)

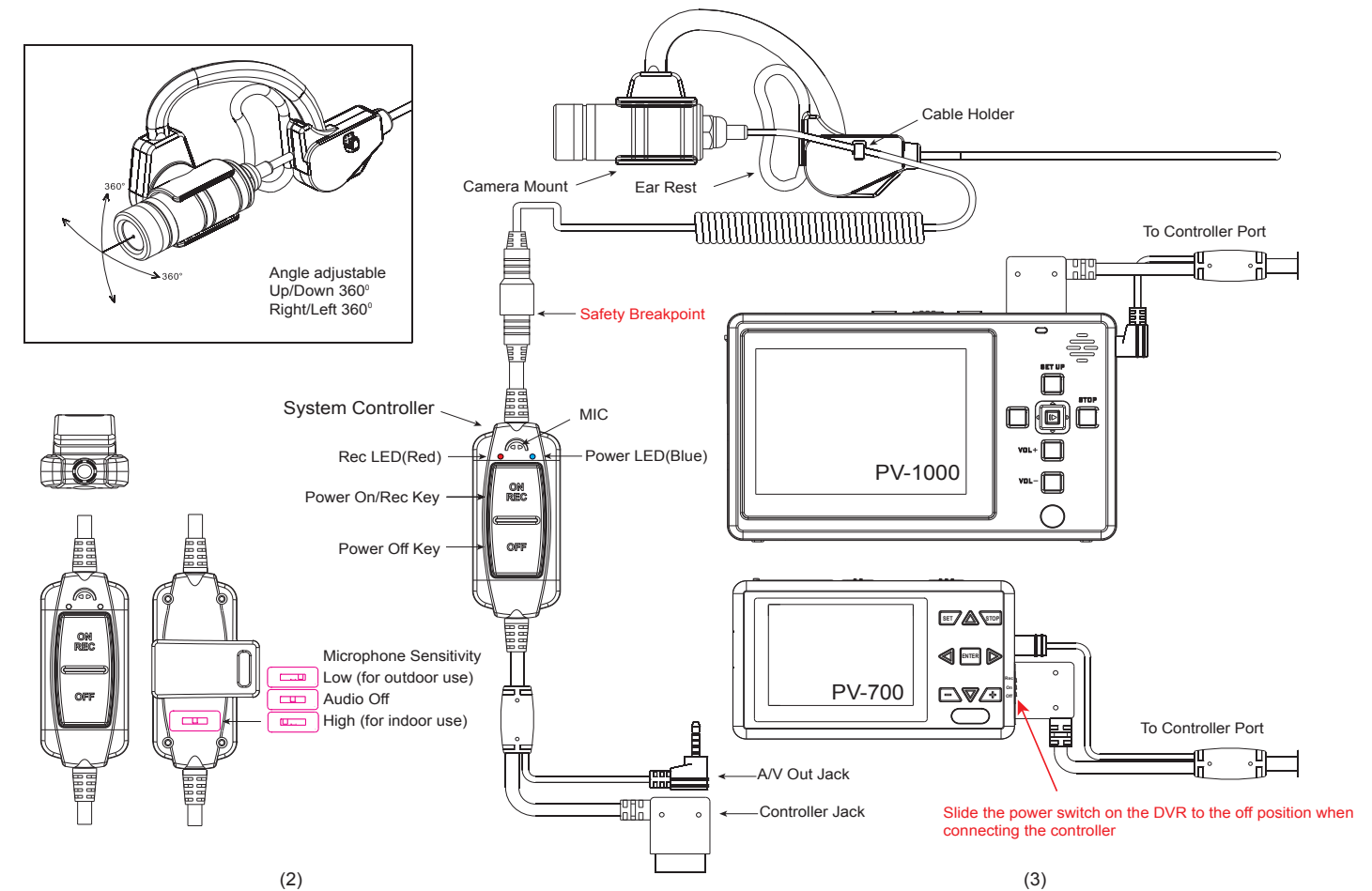
## Specifications

Item Number	ER-18(NTSC)	ER-18(PAL)
TV System	NTSC	PAL
Focal Length	4.3mm	
Aperture Ratio	F1.8	
Angle of View	78 degree	
Image Pickup Device	1/3" Interline CCD Sensor	
Total Pixels	811(H)X508(V)	795(H)X596(V)
Effective Pixels	768(H)X492(V)	752(H)X582(V)
Electronic Shutter	1/60-1/100,000 sec	1/50-1/100,000 sec
Resolution	550TV Lines	
S/N	More than 45dB( AGC off)	
Sensitivity(min)	0.2Lux/30IRE @ F2.0	
AGC	On(+24dB max)	
Power Supply	DC 5V	
Operation Current	220mA Max	
Dimension	20X50.5mm	
Weight	39g(Including cable)	



(1)

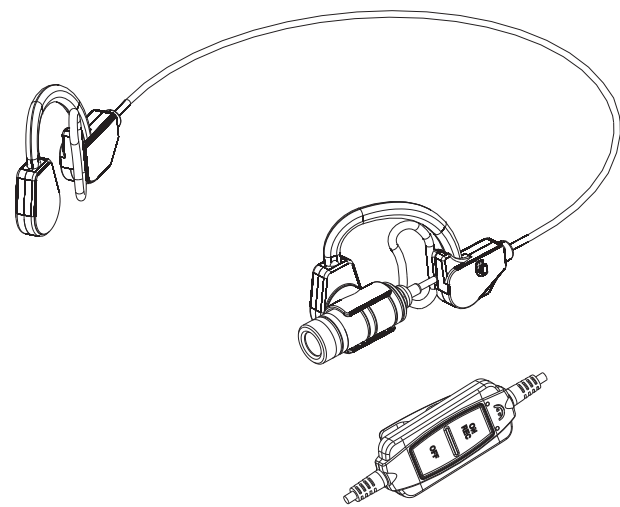
## ER-18 Name and Function of Parts



(2)

(3)

## ER-18 Tactical Helmet Camera Operation Manual



Law Enforcement Products Manufacturer  
LawMate